

# Period Worksheet

Jon Brantingham

It is key to have an intrinsic understanding of the period prior to attempting longer, more complicated works. In these exercises, we are going to compose as many periods as possible, with as many variations as possible. In the example period below, dashed barlines show complete functions, the basic idea, the contrasting idea, repetition of the basic idea, a new contrasting idea, liquidation, and finally cadential. Please print out page 2 as much as necessary.

Antecedent

Basic Idea (Melodic Opening Up)

Contrasting Idea

HC

I V<sup>6</sup> iii<sup>6</sup> vi ii<sup>6</sup> V<sup>4</sup>  $\frac{5}{3}$

Consequent

Basic Idea (Repetition)

New Contrasting Idea (Melodic Closing Down)

Liquidation

Cadential

PAC

I V<sup>2</sup> I<sup>6</sup> ii<sup>6</sup> V<sup>2</sup> V<sup>7</sup> I<sup>4</sup>  $\frac{8}{3}$

Basic Idea

Contrasting Idea

Basic Idea

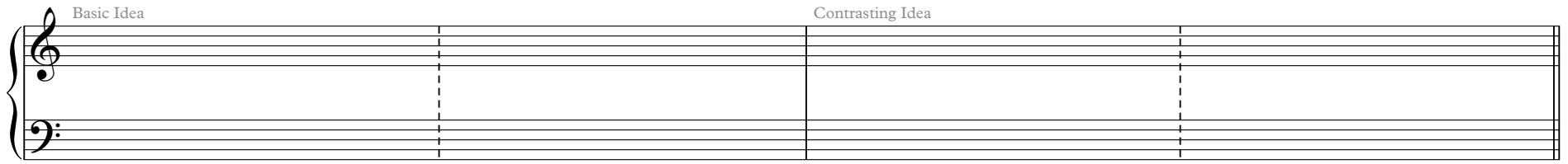
New Contrasting Idea

Liquidation

Cadential

Basic Idea


Contrasting Idea



Basic Idea


New Contrasting Idea  
Liquidation

Cadential



Basic Idea


Contrasting Idea



Basic Idea


New Contrasting Idea  
Liquidation

Cadential



Basic Idea


Contrasting Idea



Basic Idea


New Contrasting Idea  
Liquidation

Cadential



Basic Idea

Contrasting Idea



Basic Idea

New Contrasting Idea  
Liquidation

Cadential

